

# Crooked Spire Classic



## Parkside Classic Run

18th June 2017

### Final Instructions

Dear Entrant

Hello and welcome to the pre-ambule to the 2017 Crooked Spire Classic Parkside Run. As always we are keeping fingers crossed for good weather but are determined to have a great day whatever the weather. We are welcoming quite a few new entrants this year as well as a hard core of regulars.

As usual we are offering our reduced price early entry for the 2018 event. So if you feel like planning ahead you will find an entry form in your pack at signing on. You can enter the 2018 event for £30 instead of the normal £35 as long as you enter before the end of July 2017.

**Sponsorship:** Once again we are indebted to Buckingham Insurance for their support both as entrants and for the financial backing that they have given over the last few years. As always, we will continue to seek appropriate committed sponsorship for what we believe is an excellent cause.

Parkside School, now in its seventh year of hosting this event, has continued with its commitment to supporting us.

### Organisation of the day

#### Arrival

The car park will be open and marshalled from 8.00am.

Over the last year or two I have become a little concerned that, with such a large entry, those who have a high start number have to wait quite a long time before you leave on the run and find yourselves 'hanging around' longer than you might like. Please do not feel under any pressure to arrive early at 8.00am, you are at liberty to arrive at any time from 8.00am through to 9.00am. The only thing I would ask is that all cars are on the school grounds and parked before the drivers' briefing at 9.30am. Breakfast will continue to be served after the briefing for those of you who have a later start time and who want a more leisurely run up to your allotted time slot.

On arrival please park as directed by the marshals, also note that the entry to the school is via a narrow cul de sac and there are likely to be a number of locals and residents in the vicinity so please be patient. The school anticipates that

there will be considerable interest from students and parents so we can expect a much busier venue than we are used to. Take the time to talk to interested onlookers about your car and its restoration and I'm sure they will want to take pictures.

Once you have parked, you will need to make your way into the main reception area for signing on with Sue and Liz. Please arrange to display your rally plate in a forward facing position that can be easily seen and which does not obstruct your view of the road ahead. Once you have done this you will need to make your way to breakfast.

**Breakfast:** We have planned the usual cooked breakfast which many of you seem to enjoy so much, space is at a premium so once you have eaten please make room in the cafeteria for others as they arrive.

Your signing on documents will include a breakfast voucher for each entrant and navigator, **one or two people have already enquired about additional passengers, we are happy to accommodate a few extras but please note there will be a charge of £5 per person to cover the cost of breakfast and tea.** Please let us know beforehand if you will be bringing extra passengers.

If you have any special dietary requirements such as Gluten Free or Vegetarian please email or text me asap to let me know. We will endeavour to provide you with suitable alternatives.

**Tea and Coffee after breakfast:** There will be tea and coffee served in the cafeteria, during and after you have finished breakfast whilst you wait for the drivers briefing. There are toilets located in both the dining room and hall area. They will be clearly signposted.

**Briefing:** At about 9.30am I will conduct the customary briefing to go through the details of the route and any additional instructions that you need to know. It is very important that one of your team makes appropriate notes and has the road-book handy to make any alterations.

**The Start:** The first car away will leave at 10.00am, shortly after the driver briefing. As usual cars will be released at 1 minute intervals and we respectfully request that you try to avoid bunching as you drive along the route. Needless to say we would like you to respect the welfare of the residents along the route by asking you to take extreme care as you drive through villages.

Those of you who travel slowly for whatever reason, are requested to allow other cars to pass you. Do not hold them up, forming a queue can be very frustrating for other entrants and also normal users of the roads.

## **The Route and Half Way:**

As you drive along the route, we have tried to indicate where there are picturesque views or landmarks, so a camera would be quite in order, as many of the vistas are magnificent. Several roads are especially narrow so we would also advocate extra caution with a 20mph maximum speed. There are pull off places where you can get out to enjoy the views.

Our half way stop is at The Royal Oak Inn in Wetton. The pub has a restaurant where you can purchase food and of course drinks. If you want to eat in the pub you are advised to phone ahead to book a table, the premises are small and as it is Fathers' day it is likely to get booked up quickly. We assume that most of you will be bringing your usual picnic and sit with your car and enjoy some fresh air.

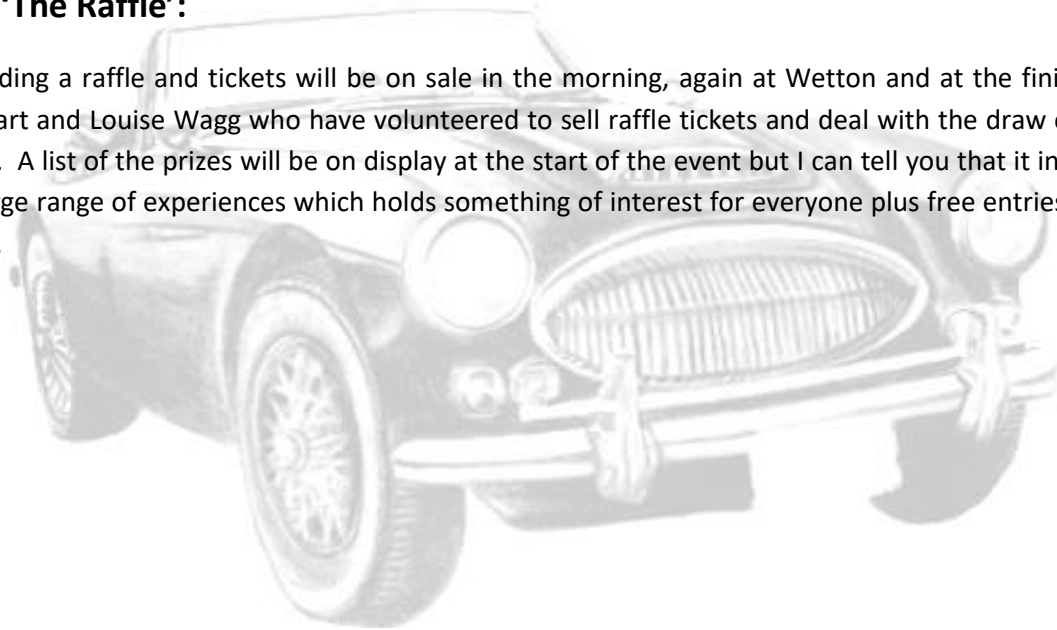
We have planned for a stop-over of about 1 to 1.5 hours depending on the arrival time of the first car and of course the weather. 5:32 PM This timing is to allow volunteers at the finish to prepare the cream tea and to avoid you having to wait. It will mean a re-start time of about 1.45 to 2.00pm. Please be guided by the marshals, Noel and I are planning to be Wetton and will let you know of the exact re-start time whilst you are having lunch.

There will be photographers out on the route and they will have warning boards out 20-30 yards before their location. Please slow down, smile and wave at them so they get some good shots of you and your car. We are hoping to have a printed picture of you in your car available at the finish. Other pictures that are taken around the route will be available for you to view and download as soon as Sue and I get back from our holiday. I will email the link to you as soon as they are ready to view. If you don't have facilities to do this then please let me know and I will make them available in some other format for you.

**The Finish:** On your return to the school please ensure that a marshal has counted you back in before you head for the hall and your cream tea. If you decide not to return to Parkside please let us know so we are not waiting/looking for you. Contact numbers are in the roadbook.

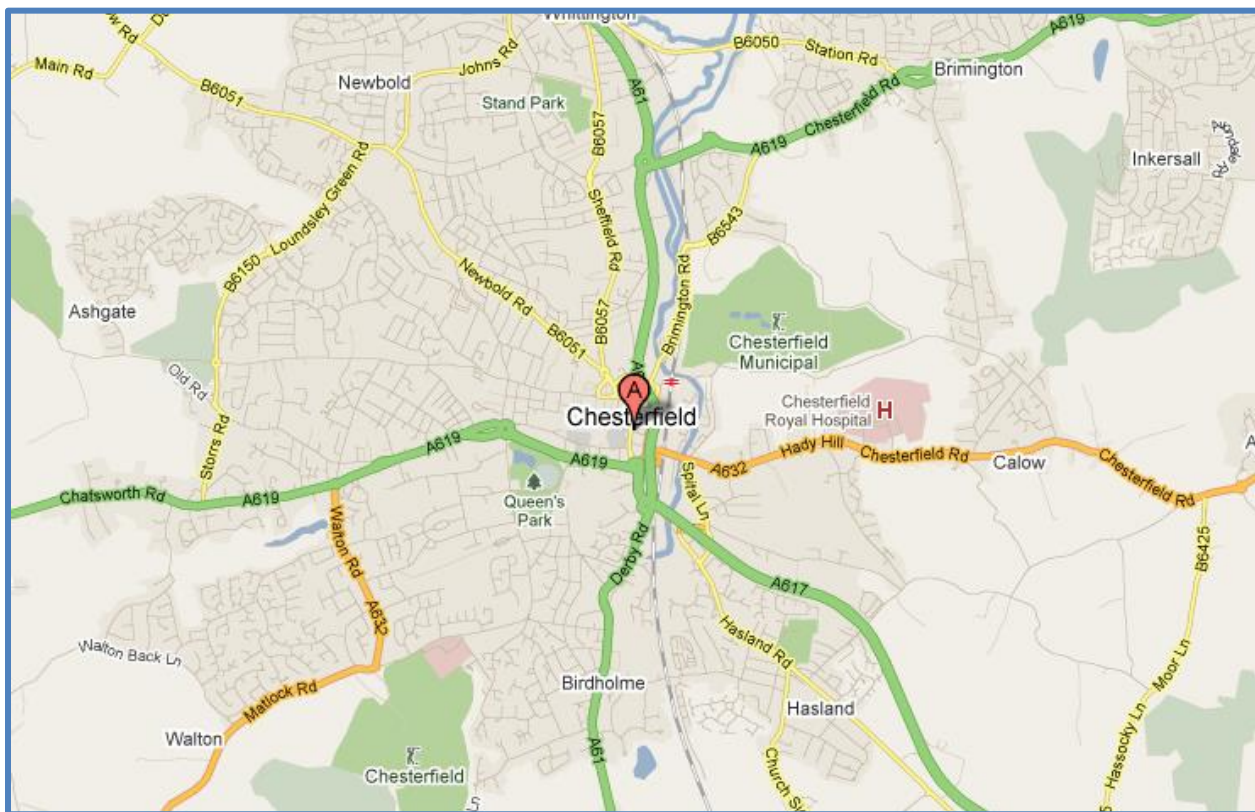
### **Changes to 'The Raffle':**

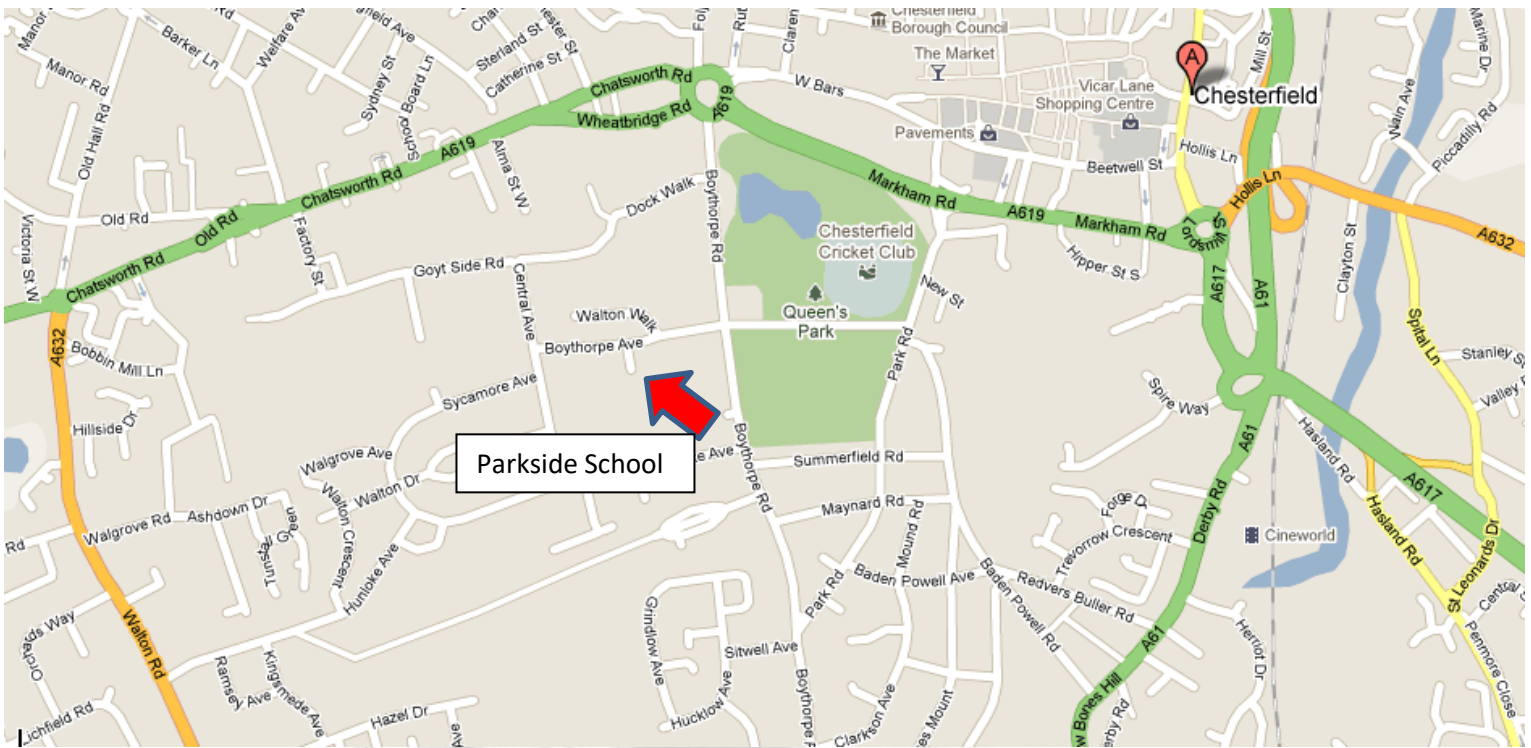
We will be holding a raffle and tickets will be on sale in the morning, again at Wetton and at the finish. We are very grateful to Stuart and Louise Wagg who have volunteered to sell raffle tickets and deal with the draw of winners at the end of the day. A list of the prizes will be on display at the start of the event but I can tell you that it includes a voucher for one of a large range of experiences which holds something of interest for everyone plus free entries to our next two events in 2018.



## Finding your way: Satnav Post Code: S40 2NS

For those using the motorway either from the North or from the South the best exit for you is junction 29 where you should take the A617 signposted to Chesterfield. Follow this road (dual carriageway) for about 4.9 miles until you get to the roundabout on the edge of Chesterfield (known locally as Horns Bridge Island). Take the 3<sup>rd</sup> exit on this roundabout and then in about 200 yards keep in the left hand lane and take the first exit at the next roundabout onto the A619. Stay on this road for 0.4 mile to traffic lights go straight on then in another 0.3 mile at the roundabout take the first exit. This road will take you past Queens Park Leisure Centre on the left in about 100 yards, after you have passed the leisure centre, take the first turn right with the Territorial Army Barracks (Wallis Barracks) on the corner, on to Boythorpe Avenue. Take care on this road as there are a couple of speed bumps that are not easy to see, in about 100 yards turn left on to the access road to the school, Boythorpe Mount, our banner will be displayed at the end of the road. Please park as directed by marshals.





### **For those using more local roads or approaching from the East or West:**

You will need to find your way to the junction of the A617 and the A61 which is known locally as the Horns Bridge Island. Follow the A617 in to Chesterfield, a short piece of dual carriage way that is only 200 yards long. Keep in the left hand lane and take the first exit at the roundabout on to the A619.

Stay on this road for 0.4 mile to traffic lights go straight on then in another 0.3 mile at the roundabout take the first exit. This road will take you past Queens Park Leisure Centre on the left in about 200 yards, after you have passed the leisure centre; take the first turn right with the Territorial Army Barracks (Wallis Barracks) on the corner, on to Boythorpe Avenue. Take care on this road as there are a couple of speed bumps that are not easy to see, in about 100 yards turn left on to the access road to the school, Boythorpe Mount, our banner will be displayed at the end of the road. Please park as directed by marshals.

### **For those of you not using the M1**

For those of you approaching via the A61 either from the North or South continue to the large Horns Bridge roundabout and then turn towards the town centre.

For those approaching from the west (Chatsworth Road A619) take the 3<sup>rd</sup> exit at the first large roundabout (West Bars) into Boythorpe Road and then turn right past the Wallis Barracks into Boythorpe Avenue and final left into Boythorpe Mount.

**If you have any problems please phone me on 07831812167 and I will do my best to help.**

Tony